

Plastic Push-in Fittings

Pneumatic Connection Plastic Push-in Fittings


































Threaded type
Tube - Tube type



Features

- ò Push-in Fittings are used in pneumatics piping.
- ò The tube fittings come in a wide variety of models to meet all needs.
- ò Even after installation, the direction of the tube can be changed freely.
- ò Nickel-Plated metal body ensures Anti-Corrosion and Anti-Contamination.

Fittings Type Variations:

Male Connector GPC 	Branch "Y" GPX 	Plug GPP 
Male Elbow GPL 	Universal Female Elbow GPH 	Reducer GPGJ 
Hexagon Socket Head Male Connector GPOC 	Union Elbow GPV 	Elbow GPLJ 
Female Elbow GPCF 	Union Tee GPE 	Bulkhead Union GPM 
Female Bulkhead Connector GPMF 	Different Diameter Tee D1>D2 GPEG 	Bulkhead Male Elbow GPLM 
Speed Control Elbow GPSC 	Different Diameter Tee D1<D2 GPEW 	Speed Control Elbow GPSC 
Different Diameter Straight GPG 	Union "Y" GPY 	Speed Control Valve GPZA 
Extended Male Elbow GPLL 	Different Diameter Union "Y" D1>D2 GPW 	Plug-in "Y" GPWJ 
Female Elbow GPLF 	Cross GPZA 	Double Universal Male Elbow GPHD 
Male Branch Tee GPB 	Triple Universal Tee GPK 	Triple Universal Male Elbow GPHT 
Male Run Tee GPD 	Triple Different Diameter Tee D1>D2 GPKG 	Triple Universal Tee Male GPKB 

Ordering Code

Threaded Type:

B P C 0 6 - 0 2 P

Push-in Plastic Fitting Series

Series Color	
G:	Gray body, Blue release ring
B:	Black body, black release ring
A:	White body, White release ring

Thread Standard	
G:	BSPP
P:	BSPT
N:	NPT

Code	Series	Photo
C	Male Connector	
L	Male Elbow	
OC	Hexagon Socket Head Male Connector	
CF	Female Elbow	
MF	Female Bulkhead Connector	
SC	Speed Control Elbow	
RC	Rotary Straight Connector	
LL	Extended Male Elbow	
LF	Female Elbow	
B	Male Branch Tee	
D	Male Run Tee	
X	Branch "Y"	
H	Universal Female Elbow	
HD	Double Universal Male Elbow	
HT	Triple Universal Male Elbow	
KB	Triple Universal Tee Male	

Note: † Only available for port size less than 03

Applicable Tubing O.D.	
04	φ 4
06	φ 6
08	φ 8
10	φ 10
12	φ 12
14	φ 14
16	φ 16

Port Size	
M5/M6	M5/M6
01	1/8"
02	1/4"
03	3/8"
04	1/2"

Tube - Tube Type:

G P K 0 6 - 0 4

Push-in Plastic Fitting Series

Series Color	
G:	Gray body, Blue release ring
B:	Black body, black release ring
A:	White body, White release ring

Code	Series	Photo
U	Straight Union	
G	Different Diameter Straight	
V	Union Elbow	
E	Union Tee	
EG	Different Diameter Tee D1>D2	
EW	Different Diameter Tee D1<D2	
Y	Union "Y"	
W	Different Diameter Union "Y" D1>D2	
ZA	Cross	
K	Triple Universal Tee	
KG	Triple Different Diameter Tee D1>D2	
P	Plug	
GJ	Plug-in Reducer	
LJ	Plug-in Elbow	
M	Bulkhead Union	
LM	Bulkhead Male Elbow	
SA	Speed Control Valve	
WJ	Plug-in "Y"	

Applicable Tubing O.D.	
Blank	same diameter tubing
04	φ 4
06	φ 6
08	φ 8
10	φ 10
12	φ 12
14	φ 14
16	φ 16

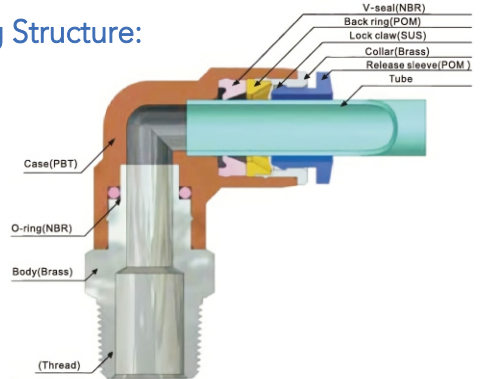
Note: φ only available for port size less than 03

Applicable Tubing O.D.	
04	φ 4
06	φ 6
08	φ 8
10	φ 10
12	φ 12
14	φ 14
16	φ 16

Specifications:

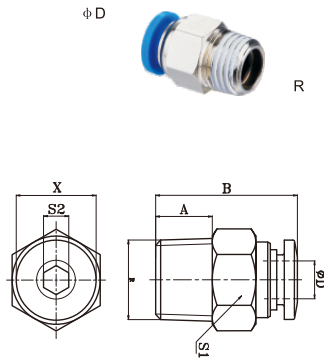
Fluid	Air , Vacuum
Operating Pressure	0~1.0 Mpa (0~150 Psi)
Negative Pressure	-100Kpa (-29.5 in-Hg)
Max Pressure	1.5 Mpa (232 Psi)
Operating Temperature	0~60C (32 ~ 140 ℉)
Alternative Tube	Polyurethane and Nylon tube

Fitting Structure:



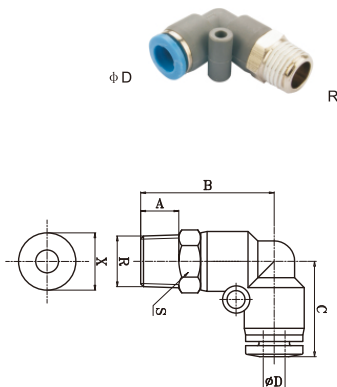
Specifications: (metric size)

GPC



MODEL	D	R	A	B	S1	S2	X
GPC04-M5	4	M5	4	22.1	10	2	9.9
GPC04-M6	4	M6	4.5	22.5	10	2	9.9
GPC04-01	4	PT 1/8	7.5	20.3	10	3	9.9
GPC04-02	4	PT 1/4	9.5	19	14	3	9.9
GPC06-M5	6	M5	4	22.3	12	2	11.9
GPC06-M6	6	M6	4.5	23	12	2	11.9
GPC06-01	6	PT 1/8	7.5	20.8	12	4	11.9
GPC06-02	6	PT 1/4	9.5	23.8	14	4	11.9
GPC06-03	6	PT 3/8	10.5	24.2	17	4	11.9
GPC06-04	6	PT 1/2	13.5	26.6	21	4	11.9
GPC08-01	8	PT 1/8	7.5	26.5	14	5	13.9
GPC08-02	8	PT 1/4	9.5	24.7	14	6	13.9
GPC08-03	8	PT 3/8	10.5	22	17	6	13.9
GPC08-04	8	PT 1/2	13.5	25.3	21	6	13.9
GPC10-01	10	PT 1/8	7.5	30	17	5	16.9
GPC10-02	10	PT 1/4	9.5	31.3	17	6	16.9
GPC10-03	10	PT 3/8	10.5	28.5	17	8	16.9
GPC10-04	10	PT 1/2	13.5	25.9	21	8	16.9
GPC12-01	12	PT 1/8	7.5	32.1	20	5	19.9
GPC12-02	12	PT 1/4	9.5	34	20	6	19.9
GPC12-03	12	PT 3/8	10.5	30.2	20	8	19.9
GPC12-04	12	PT 1/2	13.5	32.2	21	8	19.9
GPC14-02	14	PT 1/4	7.5	36	22	8	21.8
GPC14-03	14	PT 3/8	10.5	35	22	8	21.8
GPC14-04	14	PT 1/2	13.5	33	22	10	21.8
GPC16-03	16	PT 3/8	10.5	37.1	24	8	23.8
GPC16-04	16	PT 1/2	13.5	34.6	24	10	23.8

GPL



MODEL	D	R	A	B	C	S	X
GPL04-M5	4	M5	4	22.4	18.2	10	9.9
GPL04-M6	4	M6	4.5	22.9	18.2	10	9.9
GPL04-01	4	PT 1/8	7.5	25.4	18.2	10	9.9
GPL04-02	4	PT 1/4	9.5	28	18.2	14	9.9
GPL06-M5	6	M5	4	23.6	19	12	11.9
GPL06-M6	6	M6	4.5	24	19	12	11.9
GPL06-01	6	PT 1/8	7.5	26.5	19	12	11.9
GPL06-02	6	PT 1/4	9.5	28.6	19	14	11.9
GPL06-03	6	PT 3/8	10.5	30	19	17	11.9
GPL06-04	6	PT 1/2	13.5	32.5	19	21	11.9
GPL08-01	8	PT 1/8	7.5	30	23	14	13.9
GPL08-02	8	PT 1/4	9.5	32	23	14	13.9
GPL08-03	8	PT 3/8	10.5	33	23	17	13.9
GPL08-04	8	PT 1/2	13.5	36.5	23	21	13.9
GPL10-01	10	PT 1/8	7.5	34.5	27.4	17	16.9
GPL10-02	10	PT 1/4	9.5	36.5	27.4	17	16.9
GPL10-03	10	PT 3/8	10.5	37.5	27.4	17	16.9
GPL10-04	10	PT 1/2	13.5	40.8	27.4	21	16.9
GPL12-01	12	PT 1/8	7.5	36.3	29.3	21	19.9
GPL12-02	12	PT 1/4	9.5	38.5	29.3	21	19.9
GPL12-03	12	PT 3/8	10.5	39.5	29.3	21	19.9
GPL12-04	12	PT 1/2	13.5	42.5	29.3	21	19.9
GPL14-03	14	PT 3/8	10.5	40.5	30.5	22	21.8
GPL14-04	14	PT 1/2	13.5	43.5	30.5	22	21.8
GPL16-03	16	PT 3/8	10.5	44	32.5	24	23.8
GPL16-04	16	PT 1/2	13.5	47	32.5	24	23.8

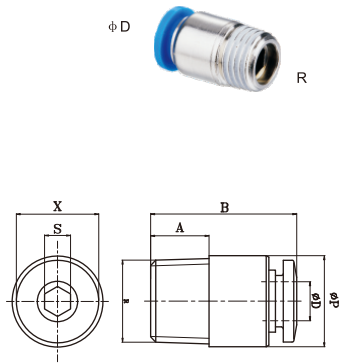
Plastic Push-in Fittings

Pneumatic Connection Plastic Push-in Fittings

Threaded type
Tube - Tube type

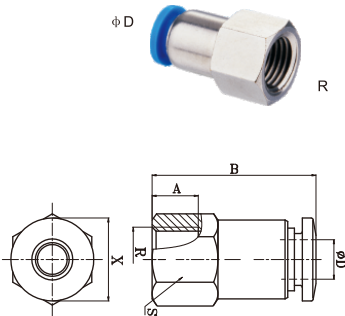


GPOC



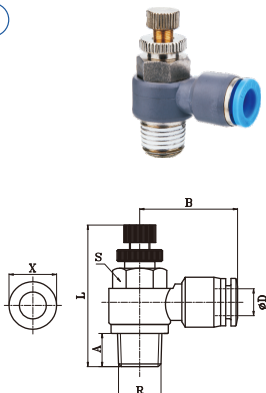
MODEL	D	R	A	B	P	S	X
GPOC04-M5	4	M5	4	22.1	10	2	9.9
GPOC04-M6	4	M6	4.5	22.5	10	2	9.9
GPOC04-01	4	PT1/8	7.5	20.3	10	3	9.9
GPOC04-02	4	PT1/4	9.5	19	14	3	9.9
GPOC06-M5	6	M5	4	22.3	12	2	11.9
GPOC06-M6	6	M6	4.5	23	12	2	11.9
GPOC06-01	6	PT1/8	7.5	20.8	12	4	11.9
GPOC06-02	6	PT1/4	9.5	23.8	14	4	11.9
GPOC06-03	6	PT3/8	10.5	24.2	17	4	11.9
GPOC06-04	6	PT1/2	13.5	26.6	21	4	11.9
GPOC08-01	8	PT1/8	7.5	26.5	14	5	13.9
GPOC08-02	8	PT1/4	9.5	24.7	14	6	13.9
GPOC08-03	8	PT3/8	10.5	22	17	6	13.9
GPOC08-04	8	PT1/2	13.5	25.3	21	6	13.9
GPOC10-01	10	PT1/8	7.5	30	17	5	16.9
GPOC10-02	10	PT1/4	9.5	31.3	17	6	16.9
GPOC10-03	10	PT3/8	10.5	28.5	17	8	16.9
GPOC10-04	10	PT1/2	13.5	25.9	21	8	16.9
GPOC12-01	12	PT1/8	7.5	32.1	20	5	19.9
GPOC12-02	12	PT1/4	9.5	34	20	6	19.9
GPOC12-03	12	PT3/8	10.5	30.2	20	8	19.9
GPOC12-04	12	PT1/2	13.5	32.2	21	8	19.9
GPOC14-02	14	R1/4	9.5	36	22	8	21.8
GPOC14-03	14	R3/8	10.5	35	22	8	21.8
GPOC14-04	14	R1/2	13.5	33	22	10	21.8
GPOC16-03	16	R3/8	10.5	37.1	24	8	23.8
GPOC16-04	16	R1/2	13.5	34.6	24	10	23.8

GPCF



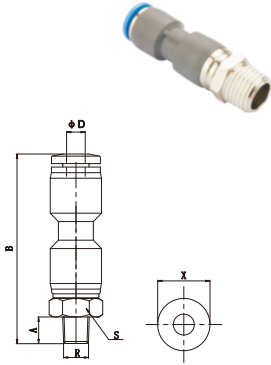
MODEL	D	R	A	B	S	X
GPCF04-01	4	PT1/8	8	24.8	12	9.9
GPCF04-02	4	PT1/4	11	27.8	17	9.9
GPCF06-01	6	PT1/8	8	25	12	11.9
GPCF06-02	6	PT1/4	11	28	17	11.9
GPCF06-03	6	PT3/8	12	29	20	11.9
GPCF06-04	6	PT1/2	14	31	24	11.9
GPCF08-01	8	PT1/8	8	27.1	14	13.9
GPCF08-02	8	PT1/4	11	30	17	13.9
GPCF08-03	8	PT3/8	12	31	20	13.9
GPCF08-04	8	PT1/2	14	33.1	24	13.9
GPCF10-01	10	PT1/8	8	30.3	17	16.9
GPCF10-02	10	PT1/4	11	33.3	17	16.9
GPCF10-03	10	PT3/8	12	34.3	20	16.9
GPCF10-04	10	PT1/2	14	36.3	24	16.9
GPCF12-01	12	PT1/8	8	31.5	20	19.9
GPCF12-02	12	PT1/4	11	34.5	20	19.9
GPCF12-03	12	PT3/8	12	35.5	20	19.9
GPCF12-04	12	PT1/2	14	37.5	24	19.9

GPSC



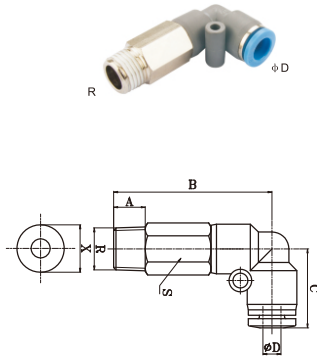
MODEL	D	R	A	B	S	X	L	
							min	max
GPSC04-M5	4	M5	3.8	20.5	8	9.9	27.5	30.5
GPSC04-01	4	PT1/8	7.5	23.4	10	9.9	41	45.5
GPSC04-02	4	PT1/4	10.5	25.3	14	9.9	44	51.3
GPSC06-M5	6	M5	3.8	21.8	8	11.9	27.5	30.5
GPSC06-01	6	PT1/8	7.5	23	10	11.9	41	45.5
GPSC06-02	6	PT1/4	10.5	24.8	14	11.9	44	51.3
GPSC06-03	6	PT3/8	12	27	19	11.9	46.7	53.3
GPSC06-04	6	PT1/2	14	29.5	24	11.9	51.8	58.8
GPSC08-01	8	PT1/8	7.5	25.7	10	13.9	41	45.5
GPSC08-02	8	PT1/4	10.5	28.8	14	13.9	44	51.3
GPSC08-03	8	PT3/8	12	29.7	19	13.9	46.7	53.5
GPSC08-04	8	PT1/2	14	32.1	24	13.9	51.8	58.8
GPSC10-02	10	PT1/4	10.5	31.7	14	16.9	44	51.3
GPSC10-03	10	PT3/8	12	32.6	19	16.9	46.7	53.5
GPSC10-04	10	PT1/2	14	35.2	24	16.9	51.8	58.8
GPSC12-02	12	PT1/4	10.5	33.7	14	19.9	44	51.3
GPSC12-03	12	PT3/8	12	34.5	19	19.9	46.7	53.3
GPSC12-04	12	PT1/2	14	36	24	19.9	51.8	58.8

GPRC



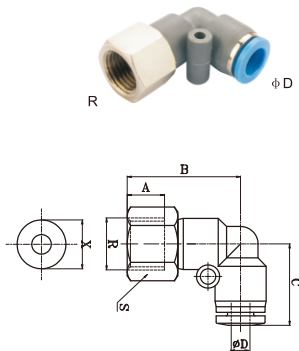
MODEL	D	R	A	B	S	X
GPRC04-M5	4	M5	4	47.5	14	9.9
GPRC04-01	4	PT1/8	7.5	50.5	14	9.9
GPRC04-02	4	PT1/4	9.5	52.5	14	9.9
GPRC06-M5	6	M5	4	47.5	14	11.9
GPRC06-01	6	PT1/8	7.5	50.5	14	11.9
GPRC06-02	6	PT1/4	9.5	52.5	14	11.9
GPRC06-03	6	PT3/8	10.5	53	17	11.9
GPRC06-04	6	PT1/2	13.5	56.5	21	11.9
GPRC08-01	8	PT1/8	7.5	50.5	14	13.9
GPRC08-02	8	PT1/4	9.5	52.5	14	13.9
GPRC08-03	8	PT3/8	10.5	53	17	13.9
GPRC08-04	8	PT1/2	13.5	56.5	21	13.9
GPRC10-01	10	PT1/8	7.5	60	17	16.9
GPRC10-02	10	PT1/4	9.5	62	17	16.9
GPRC10-03	10	PT3/8	10.5	63.5	17	16.9
GPRC10-04	10	PT1/2	13.5	66	21	16.9
GPRC12-01	12	PT1/8	7.5	61	21	19.9
GPRC12-02	12	PT1/4	9.5	63	21	19.9
GPRC12-03	12	PT3/8	10.5	64.5	21	19.9
GPRC12-04	12	PT1/2	13.5	67	21	19.9

GPLL



MODEL	D	R	A	B	C	S	X
GPLL04-M5	4	M5	4	33.4	18.2	10	9.9
GPLL04-M6	4	M6	4.5	34	18.2	10	9.9
GPLL04-01	4	PT1/8	7.5	36	18.2	10	9.9
GPLL04-02	4	PT1/4	9.5	38	18.2	14	9.9
GPLL06-M5	6	M5	4	37	19	12	11.9
GPLL06-M6	6	M6	4.5	37.6	19	12	11.9
GPLL06-01	6	PT1/8	7.5	39.6	19	12	11.9
GPLL06-02	6	PT1/4	9.5	41.5	19	14	11.9
GPLL06-03	6	PT3/8	10.5	43.6	19	17	11.9
GPLL06-04	6	PT1/2	13.5	46.5	19	21	11.9
GPLL08-01	8	PT1/8	7.5	43	23	14	13.9
GPLL08-02	8	PT1/4	9.5	45	23	14	13.9
GPLL08-03	8	PT3/8	10.5	47	23	17	13.9
GPLL08-04	8	PT1/2	13.5	50	23	21	13.9
GPLL10-01	10	PT1/8	7.5	48.7	27.4	17	16.9
GPLL10-02	10	PT1/4	9.5	50.7	27.4	17	16.9
GPLL10-03	10	PT3/8	10.5	51.7	27.4	17	16.9
GPLL10-04	10	PT1/2	13.5	54.7	27.4	21	16.9
GPLL12-02	12	PT1/4	9.5	58.3	29.3	19	19.9
GPLL12-03	12	PT3/8	10.5	59.3	29.3	19	19.9
GPLL12-04	12	PT1/2	13.5	62.3	29.3	19	19.9

GPLF



MODEL	D	R	A	B	C	S	X
GPLF04-01	4	PT1/8	8	23.4	18.2	12	9.9
GPLF04-02	4	PT1/4	11	26.5	18.2	17	9.9
GPLF06-01	6	PT1/8	8	24.5	19	12	11.9
GPLF06-02	6	PT1/4	11	27.6	19	17	11.9
GPLF06-03	6	PT3/8	12	28.6	19	20	11.9
GPLF06-04	6	PT1/2	14	30.6	19	24	11.9
GPLF08-01	8	PT1/8	8	28	23	14	13.9
GPLF08-02	8	PT1/4	11	31	23	17	13.9
GPLF08-03	8	PT3/8	12	32	23	20	13.9
GPLF08-04	8	PT1/2	14	34	23	24	13.9
GPLF10-01	10	PT1/8	8	32.2	27.4	17	16.9
GPLF10-02	10	PT1/4	11	35.2	27.4	17	16.9
GPLF10-03	10	PT3/8	12	36.2	27.4	20	16.9
GPLF10-04	10	PT1/2	14	38.2	27.4	24	16.9
GPLF12-02	12	PT1/4	11	36.8	29.3	20	19.9
GPLF12-03	12	PT3/8	12	37.8	29.3	20	19.9
GPLF12-04	12	PT1/2	14	41	29.3	24	19.9

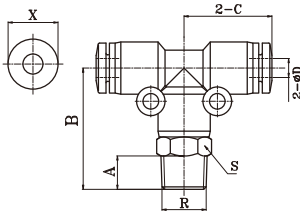
Plastic Push-in Fittings

Pneumatic Connection Plastic Push-in Fittings

Threaded type
Tube - Tube type

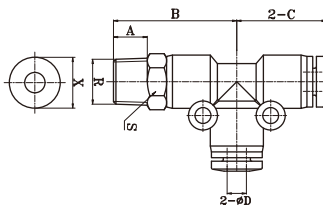


GPB



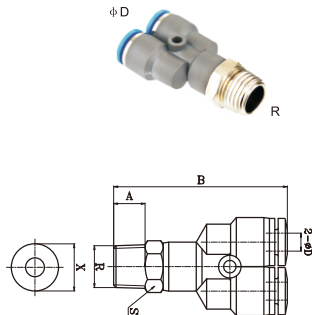
MODEL	D	R	A	B	C	S	X
GPB04-M5	4	M5	4	23.4	19.1	10	9.9
GPB04-M6	4	M6	4.5	23.9	19.1	10	9.9
GPB04-01	4	PT1/8	7.5	26.4	19.1	10	9.9
GPB04-02	4	PT1/4	9.5	28.5	19.1	14	9.9
GPB06-M5	6	M5	4	23.9	19.3	12	11.9
GPB06-M6	6	M6	4.5	24.4	19.3	12	11.9
GPB06-01	6	PT1/8	7.5	26.9	19.3	12	11.9
GPB06-02	6	PT1/4	9.5	28.9	19.3	14	11.9
GPB06-03	6	PT3/8	10.5	30.4	19.3	17	11.9
GPB06-04	6	PT1/2	13.5	33.5	19.3	21	11.9
GPB08-01	8	PT1/8	7.5	29.5	23	14	13.9
GPB08-02	8	PT1/4	9.5	31.7	23	14	13.9
GPB08-03	8	PT3/8	10.5	33.2	23	17	13.9
GPB08-04	8	PT1/2	13.5	36.2	23	21	13.9
GPB10-01	10	PT1/8	7.5	35.3	28.1	17	16.9
GPB10-02	10	PT1/4	9.5	37.3	28.1	17	16.9
GPB10-03	10	PT3/8	10.5	38.3	28.1	17	16.9
GPB10-04	10	PT1/2	13.5	41.5	28.1	21	16.9
GPB12-01	12	PT1/8	7.5	36.3	29.3	21	19.9
GPB12-02	12	PT1/4	9.5	38.5	29.3	21	19.9
GPB12-03	12	PT3/8	10.5	39.5	29.3	21	19.9
GPB12-04	12	PT1/2	13.5	42.5	29.3	21	19.9
GPB14-03	14	PT3/8	10.5	40.5	30	22	21.8
GPB14-04	14	PT1/2	13.5	43.5	30	22	21.8
GPB16-03	16	PT3/8	10.5	44	32.9	24	23.8
GPB16-04	16	PT1/2	13.5	47	32.9	24	23.8

GPD



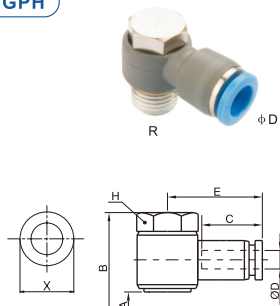
MODEL	D	R	A	B	C	S	X
GPD04-M5	4	M5	4	23.4	19.1	10	9.9
GPD04-M6	4	M6	4.5	23.9	19.1	10	9.9
GPD04-01	4	PT1/8	7.5	26.5	19.1	10	9.9
GPD04-02	4	PT1/4	9.5	28.5	19.1	14	9.9
GPD06-M5	6	M5	4	24	19.3	12	11.9
GPD06-M6	6	M6	4.5	24.4	19.3	12	11.9
GPD06-01	6	PT1/8	7.5	27	19.3	12	11.9
GPD06-02	6	PT1/4	9.5	28.9	19.3	14	11.9
GPD06-03	6	PT3/8	10.5	30.5	19.3	17	11.9
GPD06-04	6	PT1/2	13.5	33.4	19.3	21	11.9
GPD08-01	8	PT1/8	7.5	29.8	23	14	13.9
GPD08-02	8	PT1/4	9.5	31.8	23	14	13.9
GPD08-03	8	PT3/8	10.5	33.3	23	17	13.9
GPD08-04	8	PT1/2	13.5	36.3	23	21	13.9
GPD10-01	10	PT1/8	7.5	35.3	28.1	17	16.9
GPD10-02	10	PT1/4	9.5	37.3	28.1	17	16.9
GPD10-03	10	PT3/8	10.5	38.3	28.1	17	16.9
GPD10-04	10	PT1/2	13.5	41.3	28.1	21	16.9
GPD12-01	12	PT1/8	7.5	36.5	29.3	19	19.9
GPD12-02	12	PT1/4	9.5	38.5	29.3	19	19.9
GPD12-03	12	PT3/8	10.5	39.4	29.3	19	19.9
GPD12-04	12	PT1/2	13.5	42.5	29.3	21	19.9
GPD14-03	14	PT3/8	10.5	40.5	30.5	22	21.8
GPD14-04	14	PT1/2	13.5	43.5	30.5	22	21.8
GPD16-03	16	PT3/8	10.5	42.8	32.9	24	23.8
GPD16-04	16	PT1/2	13.5	45.8	32.9	24	23.8

GPX



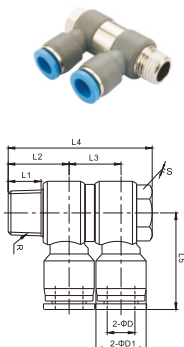
MODEL	D	R	A	B	S	X
GPX04-M5	4	M5	4	41.2	10	9.9
GPX04-M6	4	M6	4.5	41.5	10	9.9
GPX04-01	4	PT1/8	7.5	44.2	10	9.9
GPX04-02	4	PT1/4	9.5	46.2	14	9.9
GPX06-M5	6	M5	4	42	12	11.9
GPX06-M6	6	M6	4.5	42.5	12	11.9
GPX06-01	6	PT1/8	7.5	45	12	11.9
GPX06-02	6	PT1/4	9.5	46.9	14	11.9
GPX06-03	6	PT3/8	10.5	48.5	17	11.9
GPX06-04	6	PT1/2	13.5	51.5	21	11.9
GPX08-01	8	PT1/8	7.5	47.8	14	13.9
GPX08-02	8	PT1/4	9.5	49.8	14	13.9
GPX08-03	8	PT3/8	10.5	51.3	17	13.9
GPX08-04	8	PT1/2	13.5	54.3	21	13.9
GPX10-01	10	PT1/8	7.5	56.3	17	16.9
GPX10-02	10	PT1/4	9.5	58.3	17	16.9
GPX10-03	10	PT3/8	10.5	59.5	17	16.9
GPX10-04	10	PT1/2	13.5	62.5	21	16.9
GPX12-01	12	PT1/8	7.5	59.5	21	19.9
GPX12-02	12	PT1/4	9.5	61.6	21	19.9
GPX12-03	12	PT3/8	11.5	62.6	21	19.9
GPX12-04	12	PT1/2	13.5	65.6	21	19.9

GPH



MODEL	ΦD	R	A	B	H	E	X	C
GPH04-M5	4	M5	3.8	18	8	20.5	9.9	9.9
GPH04-01	4	PT1/8	7.5	24.3	10	23.4	9.9	9.9
GPH06-M5	6	M5	3.8	18	8	21.8	11.9	11.9
GPH06-01	6	PT1/8	7.5	24.3	10	23	11.9	11.9
GPH06-02	6	PT1/4	9.5	26.5	14	25	11.9	11.9
GPH06-03	6	PT3/8	10.5	32.5	19	27	11.9	11.9
GPH08-01	8	PT1/8	7.5	24.3	10	25.6	13.9	13.9
GPH08-02	8	PT1/4	9.5	26.5	14	26.6	13.9	13.9
GPH08-03	8	PT3/8	10.5	32.5	19	29.6	13.9	13.9
GPH08-04	8	PT1/2	13.5	38.2	24	32.6	13.9	13.9
GPH10-02	10	PT1/4	9.5	26.5	14	32	16.9	16.9
GPH10-03	10	PT3/8	10.5	32.5	19	32.6	16.9	16.9
GPH10-04	10	PT1/2	13.5	38.2	24	35.5	16.9	16.9
GPH12-03	12	PT3/8	10.5	32.5	19	35.5	19.9	19.9
GPH12-04	12	PT1/2	13.5	38.2	24	36	19.9	19.9

GPHD



MODEL	ΦD	R	L1	L2	L3	L4	L5	ΦD1	S
GPHD04-01	4	PT1/8	7.5	14	15	38	23.5	11.5	12
GPHD04-02	4	PT1/4	9.5	16.5	15	41.5	25.5	11.5	14
GPHD06-01	6	PT1/8	7.5	14	15	38	23.5	13.5	12
GPHD06-02	6	PT1/4	9.5	16.5	15	41.5	25.4	13.5	14
GPHD06-03	6	PT3/8	10.5	18.5	15.7	49.5	29.5	13.5	19
GPHD08-01	8	PT1/8	7.5	14.5	15	38	26.5	15	12
GPHD08-02	8	PT1/4	9.5	17.5	15	41.5	29	15	14
GPHD08-03	8	PT3/8	10.5	18.5	15.7	49.5	30	15	19
GPHD08-04	8	PT1/2	13.5	25.5	21.5	60	32.5	15	24
GPHD10-01	10	PT1/8	7.5	18	19	44	30.5	19	12
GPHD10-02	10	PT1/4	9.5	18.5	21.5	44.8	32.5	19	14
GPHD10-03	10	PT3/8	10.5	20.5	21.5	53	33	19	19
GPHD10-04	10	PT1/2	13.5	25.5	21.5	60	36	19	24
GPHD12-01	12	PT1/4	9.5	18.5	21.5	44.8	33.5	21.5	14
GPHD12-02	12	PT3/8	10.5	22	21.5	53	35.5	21.5	19
GPHD12-04	12	PT1/2	13.5	25.5	21.5	60	36.5	21.5	24

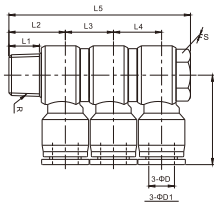
Plastic Push-in Fittings

Pneumatic Connection Plastic Push-in Fittings

Threaded type
Tube - Tube type

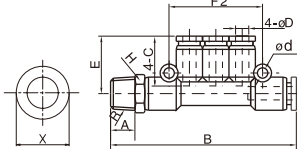


GPKB



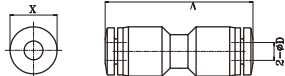
MODEL	ΦD	R	L1	L2	L3	L4	L5	L6	ΦD1	S
GPHT04-01	4	PT1/8	7.5	14	15	15	53	23.5	11.5	12
GPHT04-02	4	PT1/4	9.5	16.5	15	15	56.5	25.5	11.5	14
GPHT06-01	6	PT1/8	7.5	14	15	15	53	23.5	13.5	12
GPHT06-02	6	PT1/4	9.5	16.5	15	15	56.5	25.4	13.5	14
GPHT06-03	6	PT3/8	10.5	18.5	15.7	15.7	65.3	29.5	13.5	19
GPHT08-01	8	PT1/8	7.5	14.5	15	15	53	26.5	15	12
GPHT08-02	8	PT1/4	9.5	17.5	15	15	56.5	29	15	14
GPHT08-03	8	PT3/8	10.5	18.5	15.7	15.7	65.3	30	15	19
GPHT08-04	8	PT1/2	13.5	25.5	21.5	21.5	81.5	32.5	15	24
GPHT10-01	10	PT1/8	7.5	18	19	19	63	30.5	19	12
GPHT10-02	10	PT1/4	9.5	18.5	21.5	21.5	69.5	32.5	19	14
GPHT10-03	10	PT3/8	10.5	20.5	21.5	21.5	78	33	19	19
GPHT10-04	10	PT1/2	13.5	25.5	21.5	21.5	81.5	36	19	24
GPHT12-02	12	PT1/4	9.5	18.5	21.5	21.5	69.5	33.5	21.5	14
GPHT12-03	12	PT3/8	10.5	22	21.5	21.5	78	35.5	21.5	19
GPHT12-04	12	PT1/2	13.5	25.5	21.5	21.5	81.5	36.5	21.5	24

GPHT



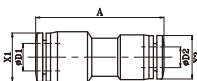
MODEL	ΦD	Φd	A	H	R	E	F	B	X	C
GPKB04-01	4	3.3	7.5	10	PT1/8	19.5	35.7	64	9.9	14.9
GPKB04-02	4	3.3	9.5	14	PT1/4	19.5	35.7	68	9.9	14.9
GPKB06-01	6	4.3	7.5	12	PT1/8	20.1	41.6	69.1	11.9	15.5
GPKB06-02	6	4.3	9.5	14	PT1/4	20.1	41.6	71.7	11.9	15.5
GPKB06-03	6	4.3	10.5	17	PT3/8	20.1	41.6	73.6	11.9	15.5
GPKB08-01	8	4.3	7.5	14	PT1/8	24.5	48	89	13.9	18.3
GPKB08-02	8	4.3	9.5	14	PT1/4	24.5	48	91.5	13.9	18.3
GPKB08-03	8	4.3	10.5	17	PT3/8	24.5	48	93	13.9	18.3

GPU



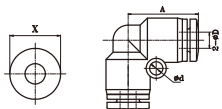
MODEL	D	A	X
GPU04	4	34.5	9.9
GPU06	6	35.1	11.9
GPU08	8	39.7	13.9
GPU10	10	47.5	16.9
GPU12	12	48.5	19.9
GPU14	14	51	21.8
GPU16	16	50.5	23.8

GPG



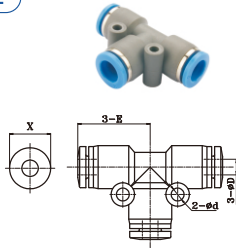
MODEL	D1	D2	A	X1	X2
GPG06-04	6	4	35.4	11.9	9.9
GPG08-04	8	4	39.7	13.9	9.9
GPG08-06	8	6	39.7	13.9	11.9
GPG10-06	10	6	47.5	16.9	11.9
GPG10-08	10	8	47.5	16.9	13.9
GPG12-10	12	10	48.5	19.9	16.9
GPG14-12	14	12	50.5	21.8	19.9
GPG16-12	16	12	50.5	21.8	19.9
GPG16-14	16	14	51	23.8	21.8

GPV



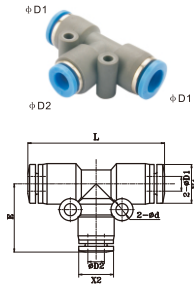
MODEL	D	A	d	X
GPV04	4	18.2	3.2	9.9
GPV06	6	19	3.2	11.9
GPV08	8	23	3.2	13.9
GPV10	10	27.4	4.2	16.9
GPV12	12	29.3	4.2	19.9
GPV14	14	31	5.2	21.8
GPV16	16	33.5	5.2	23.8

GPE



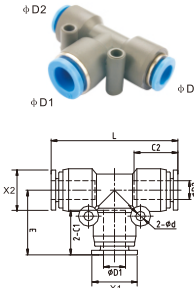
MODEL	D	E	d	X
GPE04	4	19.1	3.2	9.9
GPE06	6	19.3	3.2	11.9
GPE08	8	23	3.2	13.9
GPE10	10	28.1	4.2	16.9
GPE12	12	29.3	4.2	19.9
GPE14	14	30.5	5.2	21.8
GPE16	16	32.5	5.2	23.8

GPEG



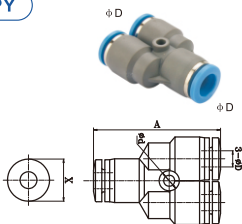
MODEL	D1	D2	E	L	d	X1	X2
GPEG06-04	6	4	19	38.6	3.2	11.9	9.9
GPEG08-04	8	4	22.5	46	3.2	13.9	9.9
GPEG08-06	8	6	22.7	46	3.2	13.9	11.9
GPEG10-06	10	6	28.1	56.2	4.2	16.9	11.9
GPEG10-08	10	8	28.5	56.2	4.2	16.9	13.9
GPEG12-10	12	10	28.9	58.6	4.2	19.9	16.9
GPEG14-12	14	12	30.5	30	5.2	21.8	19.9
GPEG16-12	16	12	32.5	32.5	5.2	23.8	19.9
GPEG16-14	16	14	32.5	32.5	5.2	23.8	21.8

GPEW



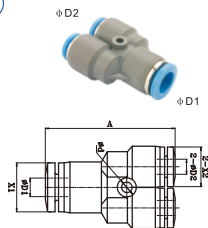
MODEL	ΦD1	ΦD2	C1	C2	Φd	E	L	X1	X2
GPEW06-04	6	4	15.5	15.4	3.3	19.1	38	11.9	9.9
GPEW08-04	8	4	17.8	15.4	3.3	22.5	43.9	13.9	9.9
GPEW08-06	8	6	17.8	15.5	3.3	22.5	44	13.9	11.9
GPEW10-06	10	6	21	16	4.3	27.1	55.8	16.9	11.9
GPEW10-08	10	8	21	17.8	4.3	27.9	55	16.9	13.9
GPEW12-08	12	8	22.9	17.8	4.3	29.3	57	19	13.9
GPEW12-10	12	10	22.9	21	4.3	29.3	57.8	19.9	16.9
GPEW16-12	16	12	24	22.9	4.3	32.5	63.6	23.8	19.9

GPY



MODEL	D	A	d	X
GPY04	4	36.5	3.2	9.9
GPY06	6	37.1	3.2	11.9
GPY08	8	40.9	3.2	13.9
GPY10	10	49	4.2	16.9
GPY12	12	52.5	4.2	19.9
GPY14	14	57	4.2	21.8
GPY16	16	59.5	4.2	23.8

GPW



MODEL	D1	D2	A	d	X1	X2
GPW06-04	6	4	37	3.2	11.9	9.9
GPW08-04	8	4	40.5	3.2	13.9	9.9
GPW08-06	8	6	40.5	3.2	13.9	11.9
GPW10-06	10	6	49	4.2	16.9	11.9
GPW10-08	10	8	49	4.2	16.9	13.9
GPW12-10	12	10	52.2	4.2	19.9	16.9
GPW14-12	14	12	56	4.2	21.8	19.9
GPW16-12	16	12	57	4.2	23.8	19.9
GPW16-14	16	14	58.5	4.2	23.8	21.8

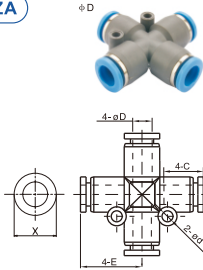
Plastic Push-in Fittings

Pneumatic Connection Plastic Push-in Fittings

Threaded type
Tube - Tube type

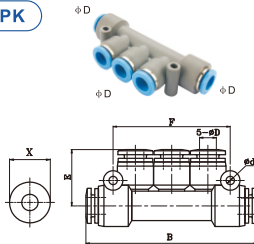


GPZA



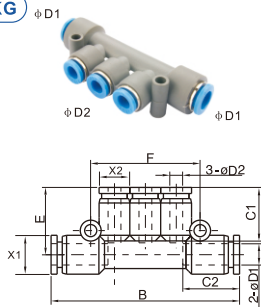
MODEL	ΦD	Φd	E	X	C
GPZA04	4	3.3	17.5	9.9	14.9
GPZA06	6	3.3	19.1	11.9	15.5
GPZA08	8	3.3	23	13.9	17.8
GPZA10	10	4.3	27.9	16.9	21
GPZA12	12	4.3	29.3	19.9	22.9

GPK



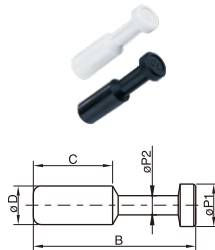
MODEL	D	B	d	F	E	X
GPK04	4	57	3.2	36	19	9.9
GPK06	6	61	3.2	42	20.3	11.9
GPK08	8	81.6	3.2	48	24.3	13.9
GPK10	10	92.7	4.2	60.2	28.2	16.9
GPK12	12	100.5	4.2	68.5	30	19.9

GPKG



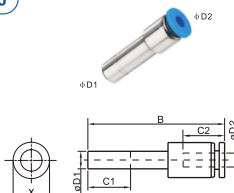
MODEL	ΦD1	ΦD2	Φd	E	F	B	X1	X2	C1	C2
GPKG06-04	6	4	3.3	19	36	57.1	11.9	9.9	14.9	15.5
GPKG08-04	8	4	3.3	20	42	61.1	13.9	9.9	14.9	18.3
GPKG08-06	8	6	4.3	20.1	42	61.1	13.9	11.9	15.5	18.3
GPKG10-06	10	6	4.3	23.8	48	81.8	16.9	11.9	15.5	21
GPKG10-08	10	8	4.3	24	48	81.8	16.9	13.9	18.3	21

GPPG



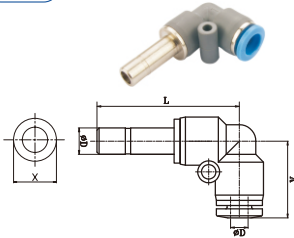
MODEL	ΦD	B	ΦP1	ΦP2	C
GPP04	4	28	5	3	15
GPP06	6	33	7	3	17
GPP08	8	37	9	4	18
GPP10	10	42	11	5	20.5
GPP12	12	44	13	6	23

GPGJ



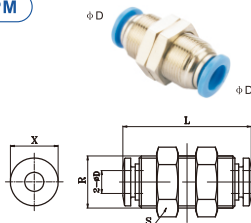
MODEL	ΦD1	ΦD2	B	C1	X	C2
GPGJ06-04	6	4	33.3	17	9.9	14.9
GPGJ08-04	8	4	35.3	18	9.9	14.9
GPGJ08-06	8	6	38.8	18	11.9	15.9
GPGJ10-06	10	6	36.8	20	11.9	15.9
GPGJ10-08	10	8	42	20	13.9	18.3
GPGJ12-06	12	6	41	23.5	11.9	15.9
GPGJ12-08	12	8	40	23.5	13.9	18.3
GPGJ12-10	12	10	46.4	23.5	16.9	20.5

GPLJ



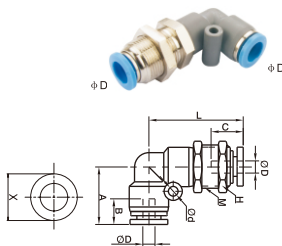
MODEL	D	A	L	X
GPLJ04	4	18.2	34	9.9
GPLJ06	6	19	35.2	11.9
GPLJ08	8	23	41	13.9
GPLJ10	10	27.5	46.7	16.9
GPLJ12	12	29.3	50.5	19.9

GPM



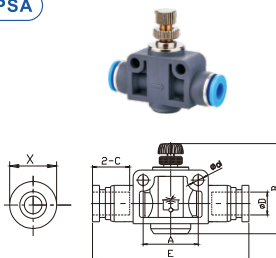
MODEL	D	R	S	L	X
GPM04	4	M12×1	14	32.8	9.9
GPM06	6	M14×1	17	33.5	11.9
GPM08	8	M16×1	19	36.5	13.9
GPM10	10	M20×1	24	42	16.9
GPM12	12	M22×1	26	45	19.9
GPM14	14	M24×1	27	46	21.8
GPM16	16	M26×1	29	48	23.8

GPLM



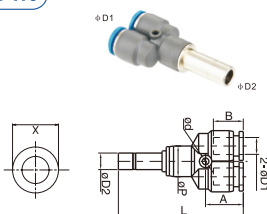
MODEL	L	A	B	C	ΦD	Φd	M	H	X
GPLM04	33.3	18.2	14.9	18.2	4	-	M12	14	9.9
GPLM06	36.5	19	15.5	19	6	3.3	M14	17	11.9
GPLM08	44.5	23	17.8	23	8	3.3	M16	20	13.9
GPLM10	50	27.4	20.5	27.4	10	4.3	M20	24	16.9
GPLM12	53.5	29.3	22.9	29.3	12	4.3	M22	26	19.9
GPLM16	62.6	32.5	24	32.5	16	4.3	M27	29	23.8

GPSA



MODEL	ΦD	Φd	A	B		E	C	X
				min	max			
GPSA04	4	3.2	13.7	25.7	28.7	39.5	14.4	9.9
GPSA06	6	4.3	19.5	38.3	45.3	47.1	15.5	11.9
GPSA08	8	4.3	21.5	41.4	48.5	52	16.8	13.9
GPSA10	10	4.3	25.5	46.3	53.5	62.3	19.5	16.9
GPSA12	12	4.3	31.7	49.3	55.5	73.6	22.3	19.9

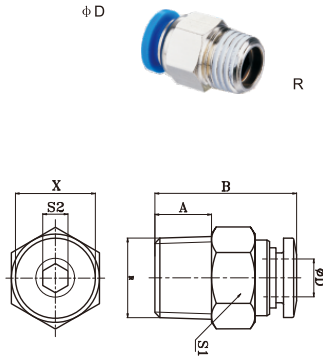
GPWJ



MODEL	L	A	B	ΦD1	ΦD2	Φd	Φp	X
GPWJ06-04	53.7	114	14.9	4	6	3.3	13	11.9
GPWJ08-06	57.9	14.6	15.5	6	8	3.3	14.8	13.9
GPWJ10-08	68.2	17.9	17.8	8	10	3.3	18.4	16.9
GPWJ12-10	73.3	20.4	20.3	10	12	4.3	21	19.9

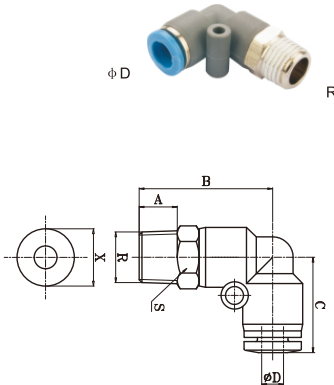
Specifications: (Inches size)

GPC



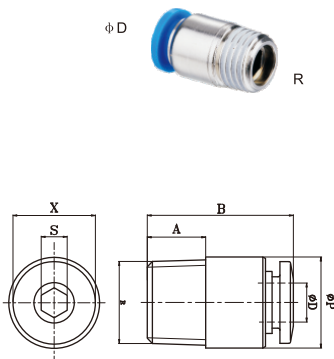
MODEL	D	R	A	B	S1	S2	X
GPC5/32-01N	5/32	NPT1/8	7.5	20.3	7/16	3/32	9.9
GPC5/32-02N	5/32	NPT1/4	9.5	19	9/16	3/32	9.9
GPC1/4-01N	1/4	NPT1/8	7.5	20.8	1/2	5/32	11.9
GPC1/4-02N	1/4	NPT1/4	9.5	23.8	9/16	5/32	11.9
GPC1/4-03N	1/4	NPT3/8	10.5	24.2	11/16	5/32	11.9
GPC1/4-04N	1/4	NPT1/2	13.5	26.6	7/8	5/32	11.9
GPC5/16-01N	5/16	NPT1/8	7.5	26.5	9/16	3/16	13.9
GPC5/16-02N	5/16	NPT1/4	9.5	24.7	9/16	7/32	13.9
GPC5/16-03N	5/16	NPT3/8	10.5	22	11/16	7/32	13.9
GPC5/16-04N	5/16	NPT1/2	13.5	25.3	7/8	7/32	13.9
GPC3/8-01N	3/8	NPT1/8	7.5	30	11/16	3/16	16.9
GPC3/8-02N	3/8	NPT1/4	9.5	31.3	11/16	7/32	16.9
GPC3/8-03N	3/8	NPT3/8	10.5	28.5	11/16	5/16	16.9
GPC3/8-04N	3/8	NPT1/2	13.5	25.9	7/8	5/16	16.9
GPC1/2-01N	1/2	NPT1/8	7.5	32.1	7/8	3/16	19.9
GPC1/2-02N	1/2	NPT1/4	9.5	34	7/8	1/4	19.9
GPC1/2-03N	1/2	NPT3/8	10.5	30.2	7/8	5/16	19.9
GPC1/2-04N	1/2	NPT1/2	13.5	32.2	7/8	5/16	19.9

GPL



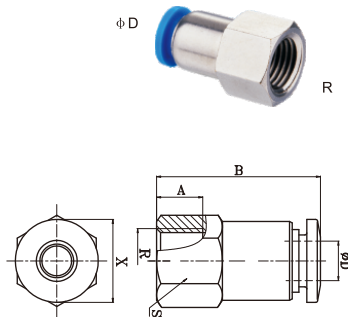
MODEL	D	R	A	B	C	S	X
GPL5/32-01N	5/32	NPT1/8	7.5	25.4	18.2	7/16	9.9
GPL5/32-02N	5/32	NPT1/4	9.5	28	18.2	9/16	9.9
GPL1/4-01N	1/4	NPT1/8	7.5	26.5	19	1/2	11.9
GPL1/4-02N	1/4	NPT1/4	9.5	28.6	19	9/16	11.9
GPL1/4-03N	1/4	NPT3/8	10.5	30	19	11/16	11.9
GPL1/4-04N	1/4	NPT1/2	13.5	32.5	19	7/8	11.9
GPL5/16-01N	5/16	NPT1/8	7.5	30	23	9/16	13.9
GPL5/16-02N	5/16	NPT1/4	9.5	32	23	9/16	13.9
GPL5/16-03N	5/16	NPT3/8	10.5	33	23	11/16	13.9
GPL5/16-04N	5/16	NPT1/2	13.5	36.5	23	7/8	13.9
GPL3/8-01N	3/8	NPT1/8	7.5	34.5	27.4	11/16	16.9
GPL3/8-02N	3/8	NPT1/4	9.5	36.5	27.4	11/16	16.9
GPL3/8-03N	3/8	NPT3/8	10.5	37.5	27.4	11/16	16.9
GPL3/8-04N	3/8	NPT1/2	13.5	40.8	27.4	7/8	16.9
GPL1/2-01N	1/2	NPT1/8	7.5	36.3	29.3	7/8	19.9
GPL1/2-02N	1/2	NPT1/4	9.5	38.5	29.3	7/8	19.9
GPL1/2-03N	1/2	NPT3/8	10.5	39.5	29.3	7/8	19.9
GPL1/2-04N	1/2	NPT1/2	13.5	42.5	29.3	7/8	19.9

GPOC



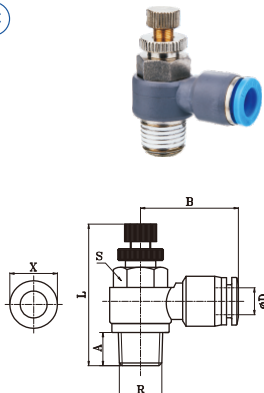
MODEL	D	R	A	B	P	S	X
GPCS/32-01N	5/32	NPT1/8	7.5	20.3	11	3/32	9.9
GPCS/32-02N	5/32	NPT1/4	9.5	19	14	3/32	9.9
GPC1/4-01N	1/4	NPT1/8	7.5	20.8	12.7	5/32	11.9
GPC1/4-02N	1/4	NPT1/4	9.5	23.8	14	5/32	11.9
GPC1/4-03N	1/4	NPT3/8	10.5	24.2	17.5	5/32	11.9
GPC1/4-04N	1/4	NPT1/2	13.5	26.6	22.2	5/32	11.9
GPC5/16-01N	5/16	NPT1/8	7.5	26.5	14	3/16	13.9
GPC5/16-02N	5/16	NPT1/4	9.5	24.7	14	7/32	13.9
GPC5/16-03N	5/16	NPT3/8	10.5	22	17.5	7/32	13.9
GPC5/16-04N	5/16	NPT1/2	13.5	25.3	22.2	7/32	13.9
GPC3/8-01N	3/8	NPT1/8	7.5	30	17	3/16	16.9
GPC3/8-02N	3/8	NPT1/4	9.5	31.3	17	7/32	16.9
GPC3/8-03N	3/8	NPT3/8	10.5	28.5	17.5	5/16	16.9
GPC3/8-04N	3/8	NPT1/2	13.5	25.9	22.2	5/16	16.9
GPC1/2-01N	1/2	NPT1/8	7.5	32.1	22.2	3/16	19.9
GPC1/2-02N	1/2	NPT1/4	9.5	34	22.2	1/4	19.9
GPC1/2-03N	1/2	NPT3/8	10.5	30.2	22.2	5/16	19.9
GPC1/2-04N	1/2	NPT1/2	13.5	32.2	22.2	5/16	19.9

GPCF



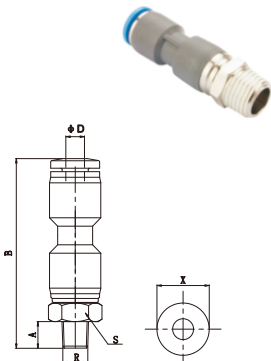
MODEL	D	R	A	B	S	X
GPCF5/32-01N	5/32	NPT1/8	8	24.8	12	9.9
GPCF5/32-02N	5/32	NPT1/4	11	27.8	17	9.9
GPCF1/4-01N	1/4	NPT1/8	8	25	12	11.9
GPCF1/4-02N	1/4	NPT1/4	11	28	17	11.9
GPCF1/4-03N	1/4	NPT3/8	12	29	20	11.9
GPCF1/4-04N	1/4	NPT1/2	14	31	24	11.9
GPCF5/16-01N	5/16	NPT1/8	8	27.1	14	13.9
GPCF5/16-02N	5/16	NPT1/4	11	30	17	13.9
GPCF5/16-03N	5/16	NPT3/8	12	31	20	13.9
GPCF5/16-04N	5/16	NPT1/2	14	33.1	24	13.9
GPCF3/8-01N	3/8	NPT1/8	8	30.3	17	16.9
GPCF3/8-02N	3/8	NPT1/4	11	33.3	17	16.9
GPCF3/8-03N	3/8	NPT3/8	12	34.3	20	16.9
GPCF3/8-04N	3/8	NPT1/2	14	36.3	24	16.9
GPCF1/2-01N	1/2	NPT1/8	8	31.5	20	19.9
GPCF1/2-02N	1/2	NPT1/4	11	34.5	20	19.9
GPCF1/2-03N	1/2	NPT3/8	12	35.5	20	19.9
GPCF1/2-04N	1/2	NPT1/2	14	37.5	24	19.9

GPSC



MODEL	D	R	A	B	S	X	L	
							min	max
GPSC5/32-01N	5/32	NPT1/8	7.5	23.4	7/16	9.9	41	45.5
GPSC5/32-02N	5/32	NPT1/4	10.5	25.3	9/16	9.9	44	51.3
GPSC1/4-01N	1/4	NPT1/8	7.5	23	1/2	11.9	41	45.5
GPSC1/4-02N	1/4	NPT1/4	10.5	24.8	9/16	11.9	44	51.3
GPSC1/4-03N	1/4	NPT3/8	12	27	11/16	11.9	46.7	53.3
GPSC1/4-04N	1/4	NPT1/2	14	29.5	7/8	11.9	51.8	58.8
GPSC5/16-01N	5/16	NPT1/8	7.5	25.7	9/16	13.9	41	45.5
GPSC5/16-02N	5/16	NPT1/4	10.5	28.8	9/16	13.9	44	51.3
GPSC5/16-03N	5/16	NPT3/8	12	29.7	11/16	13.9	46.7	53.5
GPSC5/16-04N	5/16	NPT1/2	14	32.1	7/8	13.9	51.8	58.8
GPSC3/8-02N	3/8	NPT1/4	10.5	31.7	11/16	16.9	44	51.3
GPSC3/8-03N	3/8	NPT3/8	12	32.6	11/16	16.9	46.7	53.5
GPSC3/8-04N	3/8	NPT1/2	14	35.2	7/8	16.9	51.8	58.8
GPSC1/2-02N	1/2	NPT1/4	10.5	33.7	7/8	19.9	44	51.3
GPSC1/2-03N	1/2	NPT3/8	12	34.5	7/8	19.9	46.7	53.3
GPSC1/2-04N	1/2	NPT1/2	14	36	7/8	19.9	51.8	58.8

GPRC



MODEL	D	R	A	B	S	X
GPRC5/32-01N	5/32	NPT1/8	7.5	50.5	14.3	9.9
GPRC5/32-02N	5/32	NPT1/4	9.5	52.5	14.3	9.9
GPRC1/4-01N	1/4	NPT1/8	7.5	50.5	14.3	11.9
GPRC1/4-02N	1/4	NPT1/4	9.5	52.5	14.3	11.9
GPRC1/4-03N	1/4	NPT3/8	10.5	53	17.5	11.9
GPRC1/4-04N	1/4	NPT1/2	13.5	56.5	22.2	11.9
GPRC5/16-01N	5/16	NPT1/8	7.5	50.5	14.3	13.9
GPRC5/16-02N	5/16	NPT1/4	9.5	52.5	14.3	13.9
GPRC5/16-03N	5/16	NPT3/8	10.5	53	17.5	13.9
GPRC5/16-04N	5/16	NPT1/2	13.5	56.5	22.2	13.9
GPRC3/8-01N	3/8	NPT1/8	7.5	60	17.5	16.9
GPRC3/8-02N	3/8	NPT1/4	9.5	62	17.5	16.9
GPRC3/8-03N	3/8	NPT3/8	10.5	63.5	22.2	16.9
GPRC3/8-04N	3/8	NPT1/2	13.5	66	22.2	16.9
GPRC1/2-01N	3/8	NPT1/8	7.5	61	22.2	19.9
GPRC1/2-02N	1/2	NPT1/4	9.5	63	22.2	19.9
GPRC1/2-03N	1/2	NPT3/8	10.5	64.5	22.2	19.9
GPRC1/2-04N	1/2	NPT1/2	13.5	67	22.2	19.9

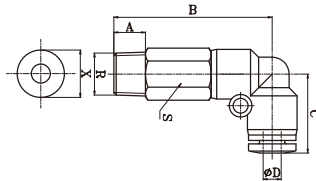
Plastic Push-in Fittings

Pneumatic Connection Plastic Push-in Fittings

Threaded type Inches size
Tube - Tube type

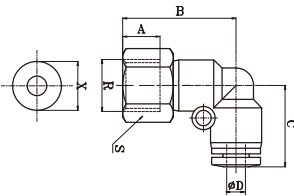


GPLL



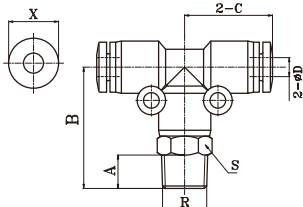
MODEL	D	R	A	B	C	S	X
GPLL5/32-01N	5/32	NPT1/8	7.5	36	18.2	7/16	9.9
GPLL5/32-02N	5/32	NPT1/4	9.5	38	18.2	9/16	9.9
GPLL1/4-01N	1/4	NPT1/8	7.5	39.6	19	1/2	11.9
GPLL1/4-02N	1/4	NPT1/4	9.5	41.5	19	9/16	11.9
GPLL1/4-03N	1/4	NPT3/8	10.5	43.6	19	11/16	11.9
GPLL1/4-04N	1/4	NPT1/2	13.5	46.5	19	7/8	11.9
GPLL5/16-01N	5/16	NPT1/8	7.5	43	23	9/16	13.9
GPLL5/16-02N	5/16	NPT1/4	9.5	45	23	9/16	13.9
GPLL5/16-03N	5/16	NPT3/8	10.5	47	23	11/16	13.9
GPLL5/16-04N	5/16	NPT1/2	13.5	50	23	7/8	13.9
GPLL3/8-01N	3/8	NPT1/8	7.5	48.7	27.4	11/16	16.9
GPLL3/8-02N	3/8	NPT1/4	9.5	50.7	27.4	11/16	16.9
GPLL3/8-03N	3/8	NPT3/8	10.5	51.7	27.4	11/16	16.9
GPLL3/8-04N	3/8	NPT1/2	13.5	54.7	27.4	7/8	16.9
GPCF1/2-02N	1/2	NPT1/4	9.5	58.3	29.3	7/8	19.9
GPCF1/2-03N	1/2	NPT3/8	10.5	59.3	29.3	7/8	19.9
GPCF1/2-04N	1/2	NPT1/2	13.5	62.3	29.3	7/8	19.9

GPLF



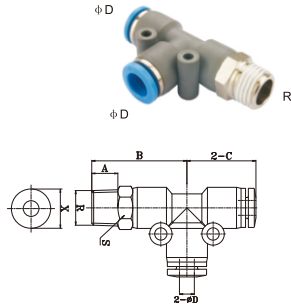
MODEL	D	R	A	B	C	S	X
GPLL5/32-01N	5/32	NPT1/8	8	23.4	18.2	7/16	9.9
GPLL5/32-02N	5/32	NPT1/4	11	26.5	18.2	9/16	9.9
GPLL1/4-01N	1/4	NPT1/8	8	24.5	19	1/2	11.9
GPLL1/4-02N	1/4	NPT1/4	11	27.6	19	9/16	11.9
GPLL1/4-03N	1/4	NPT3/8	12	28.6	19	11/16	11.9
GPLL1/4-04N	1/4	NPT1/2	14	30.6	19	7/8	11.9
GPLL5/16-01N	5/16	NPT1/8	8	28	23	9/16	13.9
GPLL5/16-02N	5/16	NPT1/4	11	31	23	9/16	13.9
GPLL5/16-03N	5/16	NPT3/8	12	32	23	11/16	13.9
GPLL5/16-04N	5/16	NPT1/2	14	34	23	7/8	13.9
GPLL3/8-01N	3/8	NPT1/8	8	32.2	27.4	11/16	16.9
GPLL3/8-02N	3/8	NPT1/4	11	35.2	27.4	11/16	16.9
GPLL3/8-03N	3/8	NPT3/8	12	36.2	27.4	11/16	16.9
GPLL3/8-04N	3/8	NPT1/2	14	38.2	27.4	7/8	16.9
GPCF1/2-02N	1/2	NPT1/4	11	36.8	29.3	7/8	19.9
GPCF1/2-03N	1/2	NPT3/8	12	37.8	29.3	7/8	19.9
GPCF1/2-04N	1/2	NPT1/2	14	41	29.3	7/8	19.9

GPB



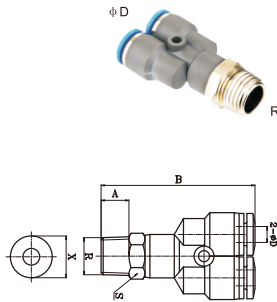
MODEL	D	R	A	B	C	S	X
GPB5/32-01N	5/32	NPT1/8	7.5	26.4	19.1	7/16	9.9
GPB5/32-02N	5/32	NPT1/4	9.5	28.5	19.1	9/16	9.9
GPB1/4-01N	1/4	NPT1/8	7.5	26.9	19.3	1/2	11.9
GPB1/4-02N	1/4	NPT1/4	9.5	28.9	19.3	9/16	11.9
GPB1/4-03N	1/4	NPT3/8	10.5	30.4	19.3	11/16	11.9
GPB1/4-04N	1/4	NPT1/2	13.5	33.5	19.3	7/8	11.9
GPB5/16-01N	5/16	NPT1/8	7.5	29.5	23	9/16	13.9
GPB5/16-02N	5/16	NPT1/4	9.5	31.7	23	9/16	13.9
GPB5/16-03N	5/16	NPT3/8	10.5	33.2	23	11/16	13.9
GPB5/16-04N	5/16	NPT1/2	13.5	36.2	23	7/8	13.9
GPB3/8-01N	3/8	NPT1/8	7.5	35.3	28.1	11/16	16.9
GPB3/8-02N	3/8	NPT1/4	9.5	37.3	28.1	11/16	16.9
GPB3/8-03N	3/8	NPT3/8	10.5	38.3	28.1	11/16	16.9
GPB3/8-04N	3/8	NPT1/2	13.5	41.5	28.1	7/8	16.9
GPB1/2-01N	1/2	NPT1/8	7.5	36.3	29.3	7/8	19.9
GPB1/2-02N	1/2	NPT1/4	9.5	38.5	29.3	7/8	19.9
GPB1/2-03N	1/2	NPT3/8	10.5	39.5	29.3	7/8	19.9
GPB1/2-04N	1/2	NPT1/2	13.5	42.5	29.3	7/8	19.9

GPD



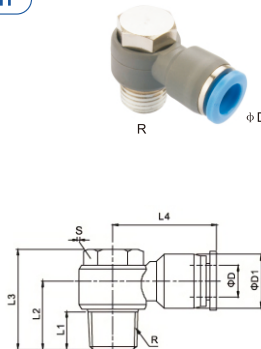
MODEL	D	R	A	B	C	S	X
GPD5/32-01N	5/32	NPT1/8	7.5	26.5	19.1	7/16	9.9
GPD5/32-02N	5/32	NPT1/4	9.5	28.5	19.1	9/16	9.9
GPD1/4-01N	1/4	NPT1/8	7.5	27	19.3	1/2	11.9
GPD1/4-02N	1/4	NPT1/4	9.5	28.9	19.3	9/16	11.9
GPD1/4-03N	1/4	NPT3/8	10.5	30.5	19.3	11/16	11.9
GPD1/4-04N	1/4	NPT1/2	13.5	33.4	19.3	7/8	11.9
GPD5/16-01N	5/16	NPT1/8	7.5	29.8	23	9/16	13.9
GPD5/16-02N	5/16	NPT1/4	9.5	31.8	23	9/16	13.9
GPD5/16-03N	5/16	NPT3/8	10.5	33.3	23	11/16	13.9
GPD5/16-04N	5/16	NPT1/2	13.5	36.3	23	7/8	13.9
GPD3/8-01N	3/8	NPT1/8	7.5	35.3	28.1	11/16	16.9
GPD3/8-02N	3/8	NPT1/4	9.5	37.3	28.1	11/16	16.9
GPD3/8-03N	3/8	NPT3/8	10.5	38.3	28.1	11/16	16.9
GPD3/8-04N	3/8	NPT1/2	13.5	41.3	28.1	7/8	16.9
GPD1/2-01N	1/2	NPT1/8	7.5	36.5	29.3	7/8	19.9
GPD1/2-02N	1/2	NPT1/4	9.5	38.5	29.3	7/8	19.9
GPD1/2-03N	1/2	NPT3/8	10.5	39.4	29.3	7/8	19.9
GPD1/2-04N	1/2	NPT1/2	13.5	42.5	29.3	7/8	19.9

GPX



MODEL	D	R	A	B	S	X
GPX5/32-01N	5/32	NPT1/8	7.5	44.2	7/16	9.9
GPX5/32-02N	5/32	NPT1/4	9.5	46.2	9/16	9.9
GPX1/4-01N	1/4	NPT1/8	7.5	45	1/2	11.9
GPX1/4-02N	1/4	NPT1/4	9.5	46.9	9/16	11.9
GPX1/4-03N	1/4	NPT3/8	10.5	48.5	11/16	11.9
GPX1/4-04N	1/4	NPT1/2	13.5	51.5	7/8	11.9
GPX5/16-01N	5/16	NPT1/8	7.5	47.8	9/16	13.9
GPX5/16-02N	5/16	NPT1/4	9.5	49.8	9/16	13.9
GPX5/16-03N	5/16	NPT3/8	10.5	51.3	11/16	13.9
GPX5/16-04N	5/16	NPT1/2	13.5	54.3	7/8	13.9
GPX3/8-01N	3/8	NPT1/8	7.5	56.3	11/16	16.9
GPX3/8-02N	3/8	NPT1/4	9.5	58.3	11/16	16.9
GPX3/8-03N	3/8	NPT3/8	10.5	59.5	11/16	16.9
GPX3/8-04N	3/8	NPT1/2	13.5	62.5	7/8	16.9
GPX1/2-01N	1/2	NPT1/8	7.5	59.5	7/8	19.9
GPX1/2-02N	1/2	NPT1/4	9.5	61.6	7/8	19.9
GPX1/2-03N	1/2	NPT3/8	10.5	62.6	7/8	19.9
GPX1/2-04N	1/2	NPT1/2	13.5	65.6	7/8	19.9

GPH



MODEL	ΦD	R	L1	L2	L3	L4	ΦD1	S
GPH5/32-01N	5/32	NPT1/8	7.5	15	24.3	23.5	11.5	9.9
GPH5/32-02N	5/32	NPT1/4	9.5	15	24.3	23.5	11.5	9.9
GPH1/4-01N	1/4	NPT1/8	7.5	16.8	26.5	25	11.5	9.9
GPH1/4-02N	1/4	NPT1/4	9.5	15	24.3	24.8	13.5	11.9
GPH1/4-03N	1/4	NPT3/8	10.5	16.2	26.5	24.9	13.5	11.9
GPH1/4-04N	1/4	NPT1/2	13.5	19	32.5	27	13.5	11.9
GPH5/16-01N	5/16	NPT1/8	7.5	15.7	24.3	25.7	15	13.9
GPH5/16-02N	5/16	NPT1/4	9.5	17.5	26.5	28.9	15	13.9
GPH5/16-03N	5/16	NPT3/8	10.5	19	32.5	29.8	15	13.9
GPH5/16-04N	5/16	NPT1/2	13.5	24	38.2	32.5	15	13.9
GPH3/8-01N	3/8	NPT1/8	7.5	17.7	24.3	29.7	19	16.9
GPH3/8-02N	3/8	NPT1/4	9.5	19.5	26.5	31.9	19	16.9
GPH3/8-03N	3/8	NPT3/8	10.5	21	32.5	32.6	19	16.9
GPH3/8-04N	3/8	NPT1/2	13.5	24.2	38.2	35.4	19	16.9
GPH1/2-02N	1/2	NPT1/4	9.5	20.8	26.5	32.9	21.5	19.9
GPH1/2-03N	1/2	NPT3/8	10.5	22.2	32.5	34.5	21.5	19.9
GPH1/2-04N	1/2	NPT1/2	13.5	25.5	38.2	36	21.5	19.9

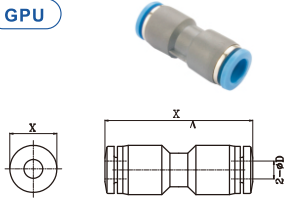
Plastic Push-in Fittings

Pneumatic Connection Plastic Push-in Fittings

Threaded type Inches size
Tube - Tube type

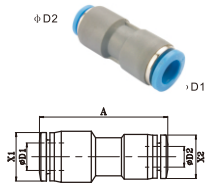


GPU



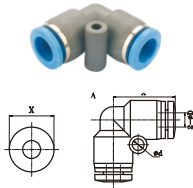
MODEL	D	A	X
GPU5/32	5/32	34.5	9.9
GPU1/4	1/4	35.1	11.9
GPU5/16	5/16	39.7	13.9
GPU3/8	3/8	47.5	16.9
GPU1/2	1/2	48.5	19.9

GPG



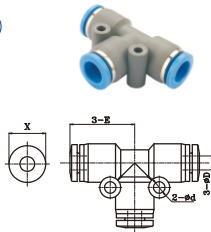
MODEL	D1	D2	A	X1	X2
GPG1/4-5/32	1/4	5/32	35.4	11.9	9.9
GPG5/16-5/32	5/16	5/32	39.7	13.9	9.9
GPU5/16-1/4	5/16	1/4	39.7	13.9	11.9
GPU3/8-1/4	3/8	1/4	47.5	16.9	11.9
GPU3/8-5/16	3/8	5/16	47.5	16.9	13.9
GPU1/2-3/8	1/2	3/8	48.5	19.9	16.9

GPV



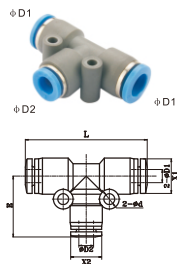
MODEL	D	A	d	X
GPV5/32	5/32	18.2	3.2	9.9
GPV1/4	1/4	19	3.2	11.9
GPV5/16	5/16	23	3.2	13.9
GPV3/8	3/8	27.4	4.2	16.9
GPV1/2	1/2	29.3	4.2	19.9

GPE



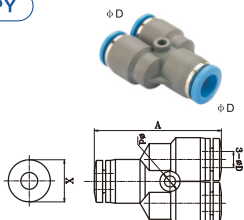
MODEL	D	E	d	X
GPE5/32	5/32	19.1	3.2	9.9
GPE1/4	1/4	19.3	3.2	11.9
GPE5/16	5/16	23	3.2	13.9
GPE3/8	3/8	28.1	4.2	16.9
GPE1/2	1/2	29.3	4.2	19.9

GPEG



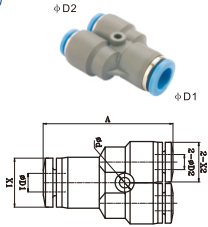
MODEL	D1	D2	E	L	d	X1	X2
GPEG1/4-5/32	1/4	5/32	19	38.6	3.2	11.9	9.9
GPEG5/16-5/32	5/16	5/32	22.5	46	3.2	13.9	9.9
GPEG5/16-1/4	5/16	1/4	22.7	46	3.2	13.9	11.9
GPEG3/8-1/4	3/8	1/4	28.1	56.2	4.2	16.9	11.9
GPEG3/8-5/16	3/8	5/16	28.5	56.2	4.2	16.9	13.9
GPEG1/2-3/8	1/2	3/8	28.9	58.6	4.2	19.9	16.9

GPY



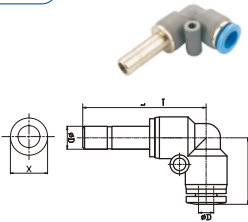
MODEL	D	A	d	X
GPY5/32	5/32	36.5	3.2	9.9
GPY1/4	1/4	37.1	3.2	11.9
GPY5/16	5/16	40.9	3.2	13.9
GPY3/8	3/8	49	4.2	16.9
GPY1/2	1/2	52.5	4.2	19.9

GPW



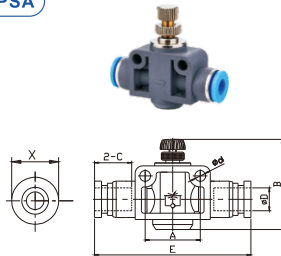
MODEL	D1	D2	A	d	X1	X2
GPW1/4-5/32	1/4	5/32	37	3.2	11.9	9.9
GPW5/16-5/32	5/16	5/32	40.5	3.2	13.9	9.9
GPW5/16-1/4	5/16	1/4	40.5	3.2	13.9	11.9
GPW3/8-1/4	3/8	1/4	49	4.2	16.9	11.9
GPW3/8-5/16	3/8	5/16	49	4.2	16.9	13.9
GPW1/2-3/8	1/2	3/8	52.2	4.2	19.9	16.9

GPLJ



MODEL	D	A	L	X
GPLJ5/32	5/32	18.2	34	9.9
GPLJ1/4	1/4	19	35.2	11.9
GPLJ5/16	5/16	23	41	13.9
GPLJ3/8	3/8	27.5	46.7	16.9
GPLJ1/2	1/2	29.3	50.5	19.9

GPSA



MODEL	ΦD	φd	A	B		E	C	X
				min	max			
GPSA5/32	5/32	3.2	13.7	25.7	28.7	39.5	14.4	9.9
GPSA1/4	1/4	4.3	19.5	38.3	45.3	47.1	15.5	11.9
GPSA5/16	5/16	4.3	21.5	41.4	48.5	52	16.8	13.9
GPSA3/8	3/8	4.3	25.5	46.3	53.5	62.3	19.5	16.9
GPSA1/2	1/2	4.3	31.7	49.3	55.5	73.6	22.3	19.9